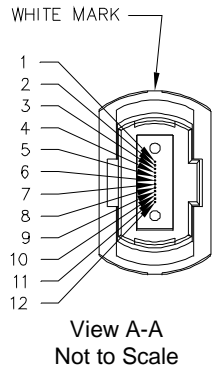
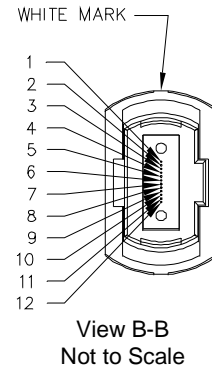


THIS DRAWING IS A CONTROLLED DOCUMENT.



Pairs Flipped

A-A Fiber Color	Connector Position #	B-B Fiber Color
Blue	1	Orange
Orange	2	Blue
Green	3	Brown
Brown	4	Green
Slate	5	White
White	6	Slate
Red	7	Black
Black	8	Red
Yellow	9	Violet
Violet	10	Yellow
Rose	11	Aqua
Aqua	12	Rose



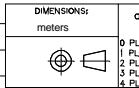
Lightray Connector Fiber Path

1 - - - - - 1

THIS INFORMATION IS CONFIDENTIAL AND PROPRIETARY TO TYCO ELECTRONICS CORPORATION. IT IS NOT TO BE DISCLOSED TO ANY OTHER PERSONS OR ORGANIZATIONS WITHOUT WRITTEN AUTHORIZATION FROM TYCO ELECTRONICS CORPORATION, HARRISBURG, PENNSYLVANIA.

LOC
CE
DIST
16

REV	DATE	BY	CHKD	DESCRIPTION
A1	7/18/2007	JD		Rev Per EC# ADDED -71 TO -74
P				REVISION RECORD



DIMENSIONS:
meters

TOLERANCES UNLESS OTHERWISE SPECIFIED:
 1 PLC ± .
 2 PLC ± .
 3 PLC ± .
 4 PLC ± .

Restricted To:

DIN	Cable Assy Configurator	MATERIAL	HEAT TREAT
CHK	Joe Davis		
APVD	Joe Davis	AMP Tyco Electronics, Inc. Harrisburg, PA 17105-3608	
NAME	FO C/A - 12 fiber, 62.5/125, OFNR-OFNP, MPO (No Pins) to MPO (No Pins)		
SCALE	SIZE	DRAWING NO	SHEET
NTS	A2	C- 6435024	2 of 5
			REV A1

8

7

6

5

4

3

2

1

THIS DRAWING IS A CONTROLLED DOCUMENT. BFC:ND

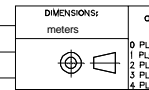
Part #	L (meters)	L (feet)	MPO (No Pins), Black		MPO (No Pins), Black	
			IL (dB)	RL (dB)	IL (dB)	RL (dB)
0-6435024-1	3.048 - 3.353	10.00 - 11.00	0.75	-	0.75	-
0-6435024-2	6.096 - 6.706	20.00 - 22.00	0.76	-	0.76	-
0-6435024-3	9.144 - 9.754	30.00 - 32.00	0.76	-	0.76	-
0-6435024-4	12.192 - 12.802	40.00 - 42.00	0.77	-	0.77	-
0-6435024-5	15.240 - 15.850	50.00 - 52.00	0.77	-	0.77	-
0-6435024-6	18.288 - 18.898	60.00 - 62.00	0.78	-	0.78	-
0-6435024-7	21.336 - 21.946	70.00 - 72.00	0.78	-	0.78	-
0-6435024-8	24.384 - 24.994	80.00 - 82.00	0.79	-	0.79	-
0-6435024-9	27.432 - 28.042	90.00 - 92.00	0.79	-	0.79	-
1-6435024-0	30.480 - 31.394	100.00 - 103.00	0.8	-	0.8	-
1-6435024-1	33.528 - 34.442	110.00 - 113.00	0.8	-	0.8	-
1-6435024-2	36.576 - 37.490	120.00 - 123.00	0.8	-	0.8	-
1-6435024-3	39.624 - 40.538	130.00 - 133.00	0.81	-	0.81	-
1-6435024-4	42.672 - 43.586	140.00 - 143.00	0.81	-	0.81	-
1-6435024-5	45.720 - 46.634	150.00 - 153.00	0.82	-	0.82	-
1-6435024-6	48.768 - 49.682	160.00 - 163.00	0.82	-	0.82	-
1-6435024-7	51.816 - 52.730	170.00 - 173.00	0.83	-	0.83	-
1-6435024-8	54.864 - 55.778	180.00 - 183.00	0.83	-	0.83	-
1-6435024-9	57.912 - 58.826	190.00 - 193.00	0.84	-	0.84	-
2-6435024-0	60.960 - 62.179	200.00 - 204.00	0.84	-	0.84	-
2-6435024-1	64.008 - 65.227	210.00 - 214.00	0.85	-	0.85	-
2-6435024-2	67.056 - 68.275	220.00 - 224.00	0.85	-	0.85	-
2-6435024-3	70.104 - 71.323	230.00 - 234.00	0.86	-	0.86	-
2-6435024-4	73.152 - 74.371	240.00 - 244.00	0.86	-	0.86	-
2-6435024-5	76.200 - 77.419	250.00 - 254.00	0.86	-	0.86	-
2-6435024-6	79.248 - 80.467	260.00 - 264.00	0.87	-	0.87	-
2-6435024-7	82.296 - 83.515	270.00 - 274.00	0.87	-	0.87	-
2-6435024-8	85.344 - 86.563	280.00 - 284.00	0.88	-	0.88	-
2-6435024-9	88.392 - 89.611	290.00 - 294.00	0.88	-	0.88	-
3-6435024-0	91.440 - 93.269	300.00 - 306.00	0.89	-	0.89	-
3-6435024-1	94.488 - 96.378	310.00 - 316.20	0.89	-	0.89	-
3-6435024-2	97.536 - 99.487	320.00 - 326.40	0.9	-	0.9	-
3-6435024-3	100.584 - 102.596	330.00 - 336.60	0.9	-	0.9	-
3-6435024-4	103.632 - 105.705	340.00 - 346.80	0.91	-	0.91	-
3-6435024-5	106.680 - 108.814	350.00 - 357.00	0.91	-	0.91	-
3-6435024-6	109.728 - 111.923	360.00 - 367.20	0.91	-	0.91	-
3-6435024-7	112.776 - 115.032	370.00 - 377.40	0.92	-	0.92	-
3-6435024-8	115.824 - 118.140	380.00 - 387.60	0.92	-	0.92	-
3-6435024-9	118.872 - 121.249	390.00 - 397.80	0.93	-	0.93	-
4-6435024-0	121.920 - 124.358	400.00 - 408.00	0.93	-	0.93	-
4-6435024-1	124.968 - 127.467	410.00 - 418.20	0.94	-	0.94	-
4-6435024-2	128.016 - 130.576	420.00 - 428.40	0.94	-	0.94	-
4-6435024-3	131.064 - 133.685	430.00 - 438.60	0.95	-	0.95	-
4-6435024-4	134.112 - 136.794	440.00 - 448.80	0.95	-	0.95	-

Qty	U of M	Description	Item No.
2	piece	Dust Cover	20
1	piece	Caution Label	19
2	piece	Mini boot, 12 fiber	18
3	piece	Heat Shrink Tubing	17
2	piece	Crimp Ring	16
2	piece	Pin Holder w/out Pins	15
1	piece	Braided Sleeve	14
2	piece	Spirap 5.5"	13
2	piece	Spring Retainer	12
2	piece	Construction tape	11
1	piece	Pulling Sock	10
3	piece	Trace Label	9
2	piece	Boot, MPO - Black	8
2	piece	Connector Housing	7
0.378	meters	Oval Tube, Orange	6
2	piece	Protective Tube	5
AR	meter	12 Fiber, 62.5/125, 7.8mm, CLT, Orange, OFNR/OFNP	4
0.2	RL	Electrical Tape	3
2	piece	Spring	2
2	piece	Ferrule, MT, MM, 12 Fiber	1

THIS INFORMATION IS CONFIDENTIAL AND PROPRIETARY TO TYCO ELECTRONICS CORPORATION. IT IS TO BE USED ONLY FOR THE PURPOSES AND IN THE MANNER SPECIFIED HEREIN. IT IS NOT TO BE DISCLOSED TO ANY OTHER PERSON OR ENTITY WITHOUT THE WRITTEN AUTHORIZATION OF TYCO ELECTRONICS CORPORATION, HARRISBURG, PENNSYLVANIA.

LOC
CE
DIST
16

REV	DATE	BY	APP	DESCRIPTION
A1	7/18/2007	JD		Rev Per EC# ADDED -71 TO -74
P				LTR REVISION RECORD



DIMENSIONS: meters
TOLERANCES UNLESS OTHERWISE SPECIFIED:
 0 P.L.C ±
 1 P.L.C ±
 2 P.L.C ±
 3 P.L.C ±
 4 P.L.C ±

Restricted To:

DIN Cable Assy Configurator		MATERIAL	HEAT TREAT
OK Joe Davis			
APVD Joe Davis		AMP Tyco Electronics, Inc. Harrisburg, PA 17105-3608	
NAME FO C/A - 12 fiber, 62.5/125, OFNR-OFNP, MPO (No Pins) to MPO (No Pins)			
SCALE NTS	SIZE A2	DRAWING NO C- 6435024	SHEET 3 of 5
			REV A1

D
C
B
A

USED ON

Part #	L (meters)	L (feet)	MPO (No Pins), Black		MPO (No Pins), Black	
			IL (dB)	RL (dB)	IL (dB)	RL (dB)
4-6435024-5	137.160 - 139.903	450.00 - 459.00	0.96	-	0.96	-
4-6435024-6	140.208 - 143.012	460.00 - 469.20	0.96	-	0.96	-
4-6435024-7	143.256 - 146.121	470.00 - 479.40	0.96	-	0.96	-
4-6435024-8	146.304 - 149.230	480.00 - 489.60	0.97	-	0.97	-
4-6435024-9	149.352 - 152.339	490.00 - 499.80	0.97	-	0.97	-
5-6435024-0	152.400 - 155.448	500.00 - 510.00	0.98	-	0.98	-
5-6435024-1	160.020 - 163.220	525.00 - 535.50	0.99	-	0.99	-
5-6435024-2	167.640 - 170.993	550.00 - 561.00	1	-	1	-
5-6435024-3	175.260 - 178.765	575.00 - 586.50	1.01	-	1.01	-
5-6435024-4	182.880 - 186.538	600.00 - 612.00	1.02	-	1.02	-
5-6435024-5	190.500 - 194.310	625.00 - 637.50	1.04	-	1.04	-
5-6435024-6	198.120 - 202.082	650.00 - 663.00	1.05	-	1.05	-
5-6435024-7	205.740 - 209.855	675.00 - 688.50	1.06	-	1.06	-
5-6435024-8	213.360 - 217.627	700.00 - 714.00	1.07	-	1.07	-
5-6435024-9	220.980 - 225.400	725.00 - 739.50	1.08	-	1.08	-
6-6435024-0	228.600 - 233.172	750.00 - 765.00	1.09	-	1.09	-
6-6435024-1	236.220 - 240.944	775.00 - 790.50	1.1	-	1.1	-
6-6435024-2	243.840 - 248.717	800.00 - 816.00	1.12	-	1.12	-
6-6435024-3	251.460 - 256.489	825.00 - 841.50	1.13	-	1.13	-
6-6435024-4	259.080 - 264.262	850.00 - 867.00	1.14	-	1.14	-
6-6435024-5	266.700 - 272.034	875.00 - 892.50	1.15	-	1.15	-
6-6435024-6	274.320 - 279.806	900.00 - 918.00	1.16	-	1.16	-
6-6435024-7	281.940 - 287.579	925.00 - 943.50	1.17	-	1.17	-
6-6435024-8	289.560 - 295.351	950.00 - 969.00	1.18	-	1.18	-
6-6435024-9	297.180 - 303.124	975.00 - 994.50	1.2	-	1.2	-
7-6435024-0	304.800 - 310.896	1000.00 - 1020.00	1.21	-	1.21	-
7-6435024-1	3.657 - 3.962	11.99 - 12.99	0.76	-	0.76	-
7-6435024-2	4.267 - 4.572	13.99 - 14.99	0.76	-	0.76	-
7-6435024-3	4.876 - 5.181	15.99 - 16.99	0.76	-	0.76	-
7-6435024-4	5.486 - 5.791	17.99 - 18.99	0.76	-	0.76	-
8-6435024-1	480.065 - 489.666	1575.01 - 1606.51	1.47	-	1.47	-

THIS DRAWING IS A CONTROLLED DOCUMENT.

THIS INFORMATION IS CONFIDENTIAL AND PROPRIETARY TO TYCO ELECTRONICS, INC. IT IS TO BE USED ONLY FOR THE PURPOSES SPECIFIED HEREIN. IT MAY NOT BE DISCLOSED TO ANY OTHER PERSON OR ENTITY WITHOUT THE WRITTEN AUTHORIZATION OF TYCO ELECTRONICS CORPORATION, HARRISBURG, PENNSYLVANIA.

LOC
CE
DIST
16

A1	Rev Per EC#	ADDED -71 TO -74	7/18/2007	-	JD		
P	LTR	REVISION RECORD	DATE	DN	APVD		

RESTRICTED TO:

DIAMENSIONS:	TOLERANCES UNLESS OTHERWISE SPECIFIED:
meters	
1 PLC	±
2 PLC	±
3 PLC	±
4 PLC	±

DIN	Cable Assy Configurator	MATERIAL	HEAT TREAT
CHK	Joe Davis		
APVD	Joe Davis	AMP Tyco Electronics, Inc. Harrisburg, PA 17105-3608	
NAME: FO C/A - 12 fiber, 62.5/125, OFNR-OFNP, MPO (No Pins) to MPO (No Pins)			
SCALE	SIZE	DRAWING NO	SHEET
NTS	A2	C- 6435024	4 of 5
			REV A1

D

C

B

A

THIS DRAWING IS A CONTROLLED DOCUMENT. BFC/ND

Label 1

Per specification 107-1645-1




Trace # - Bar Code
Trace # - Human Readable
Part Number
Country of Origin

This label is used on all lengths on this drawing.

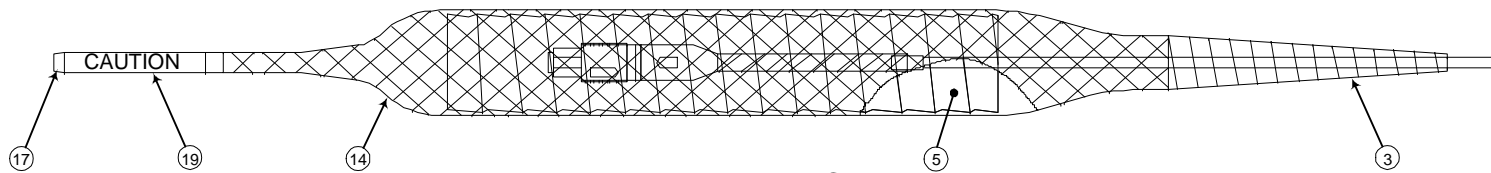
Label 2

Per specification 107-1645-1

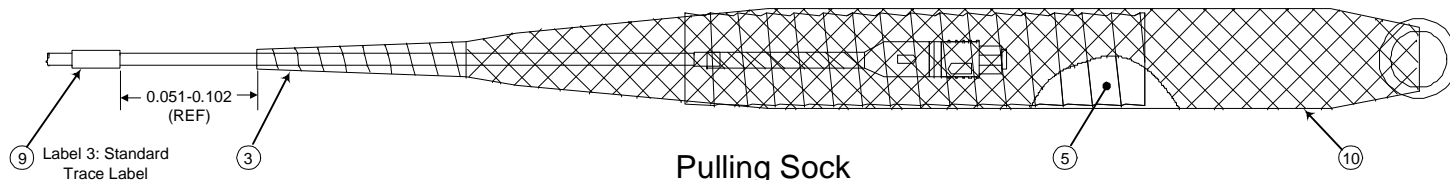


Trace # - Bar Code
Trace # - Human Readable
Part Number
Country of Origin

This label is used on all lengths on this drawing.



Protective Cover
Bottom End



Pulling Sock
Top End

THIS INFORMATION IS CONFIDENTIAL AND PROPRIETARY TO TYCO ELECTRONICS CORPORATION. IT IS THE PROPERTY OF TYCO ELECTRONICS CORPORATION AND IS NOT TO BE DISCLOSED TO ANY OTHERS WITHOUT THE WRITTEN AUTHORIZATION OF TYCO ELECTRONICS CORPORATION, HARRISBURG, PENNSYLVANIA

LOC
CE
DIST
16

A1	Rev Per EC#	ADDED -71 TO -74	7/18/2007	-	JD		
P	LTR	REVISION RECORD	DATE	DIN	APVD		

DIMENSIONS:
meters

TOLERANCES UNLESS OTHERWISE SPECIFIED:

Ø	PLC	±
1	PLC	±
2	PLC	±
3	PLC	±
4	PLC	±

Restricted To:

DIN	Cable Assy Configurator	MATERIAL	-	HEAT TREAT	-
CHK	Joe Davis	Tyco Electronics, Inc. Harrisburg, PA 17105-3608			
APVD	Joe Davis				
NAME	FO C/A - 12 fiber, 62.5/125, OFNR-OFNP, MPO (No Pins) to MPO (No Pins)				
SCALE	NTS	SIZE	A2	DRAWING NO	C- 6435024
SHEET	5 of 5	REV	A1		