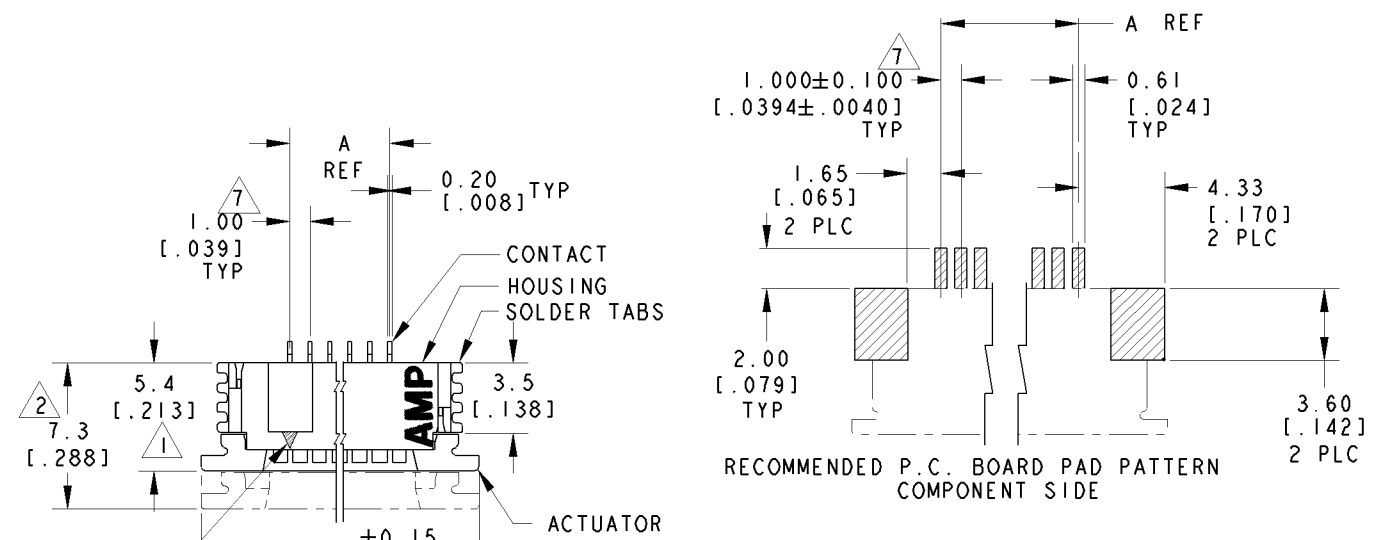
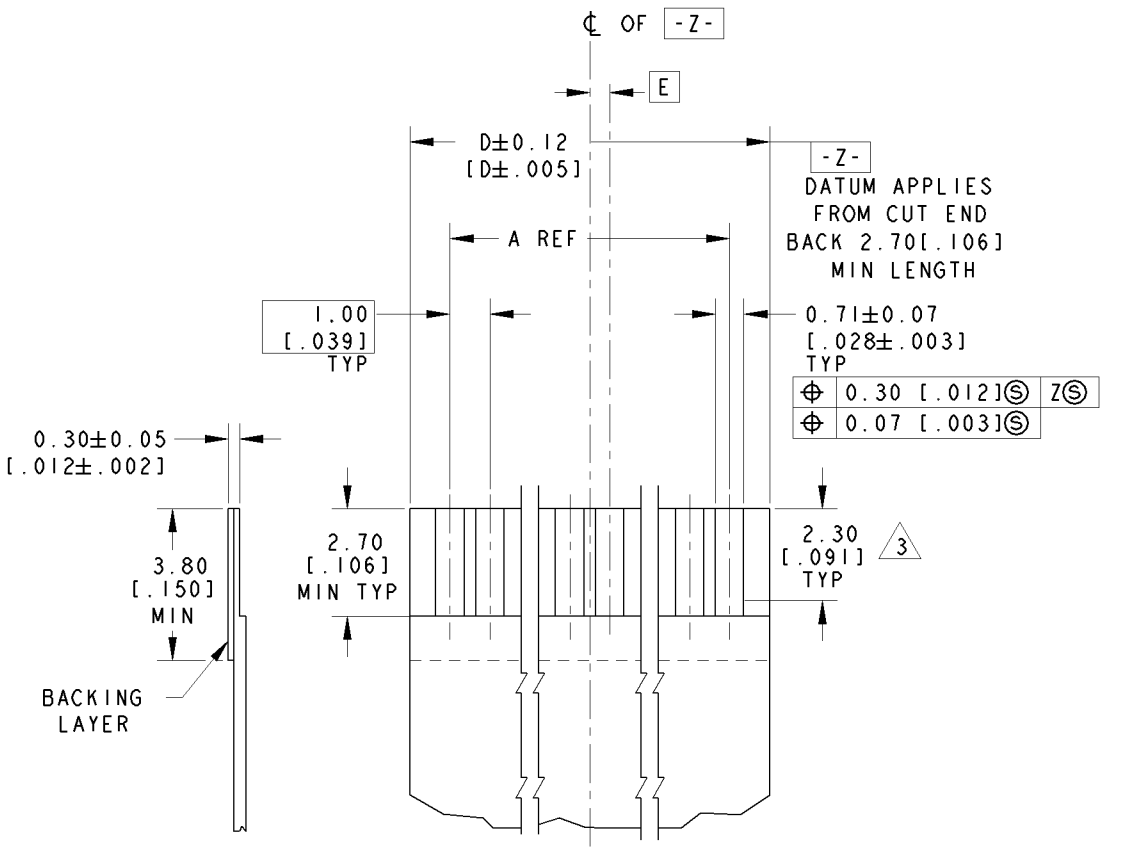
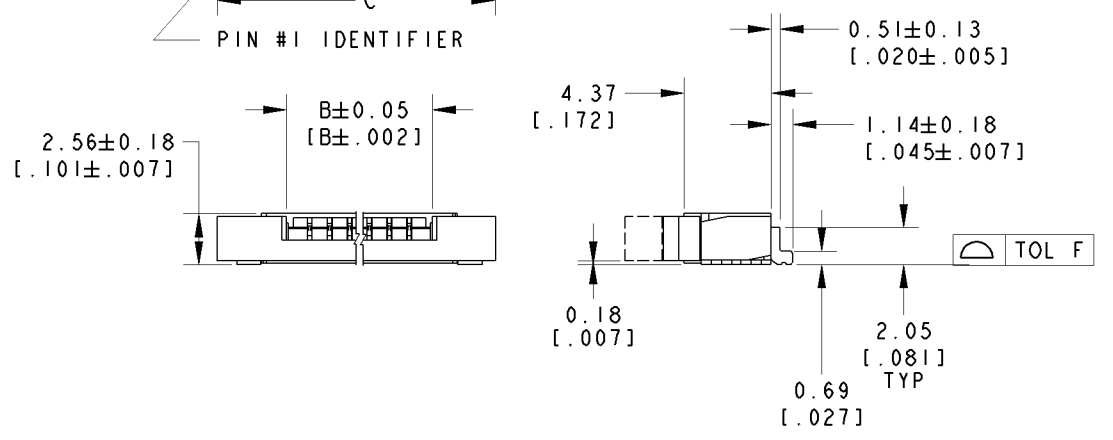


LOC	DIST	REVISIONS			
P	LTR	DESCRIPTION	DATE	DWN	APVD
DY	-	A2 REVISED ECR-09-025058	7MAY10	LYM	LSF



- 1 DIMENSION APPLIES WHEN ACTUATOR IS IN CLOSED POSITION.
- 2 DIMENSION APPLIES WHEN ACTUATOR IS IN OPEN POSITION.
- 3 MAXIMUM ENGAGEMENT LENGTH TO CONTACT POINT.
- 4 CONTACTS: 0.002[.00008] MIN. TIN OVER 0.00127[.000050] MIN. NICKEL.
- 5 SOLDER TABS: 0.00127[.000050] MIN. TIN.
- 6 PACKAGE PER EIA 481 SPECIFICATION.
- 7 TOLERANCE NON-CUMULATIVE.
- 8 MATERIAL: CONTACT: PHOSPHOR BRONZE.
SOLDER TABS: PHOSPHOR BRONZE.
HOUSING: GLASS REINFORCED POLYESTER (LCP), UL 94V-0, COLOR-NATURAL.
ACTUATOR: GLASS REINFORCED NYLON (PPA), UL 94V-0 OR GLASS REINFORCED PPS, UL 94V-0, COLOR-BLACK.



RECOMMENDED FPC LAYOUT
SCALE 8:1

.50	31.00 [1.221]	37.92 [1.492]	31.18 [1.228]	29.0 [1.142]	30	3- 84953- 0
-	30.00 [1.181]	36.92 [1.454]	30.18 [1.188]	28.0 [1.102]	29	2- 84953- 9
.50	29.00 [1.142]	35.92 [1.414]	29.18 [1.149]	27.0 [1.063]	28	2- 84953- 8
-	28.00 [1.102]	34.92 [1.375]	28.18 [1.109]	26.0 [1.024]	27	2- 84953- 7
.50	27.00 [1.063]	33.92 [1.335]	27.18 [1.070]	25.0 [.984]	26	2- 84953- 6
-	26.00 [1.024]	32.92 [1.296]	26.18 [1.031]	24.0 [.945]	25	2- 84953- 5
.50	25.00 [.984]	31.92 [1.257]	25.18 [.991]	23.0 [.906]	24	2- 84953- 4
-	24.00 [.945]	30.92 [1.217]	24.18 [.952]	22.0 [.866]	23	2- 84953- 3
.50	23.00 [.906]	29.92 [1.179]	23.18 [.913]	21.0 [.827]	22	2- 84953- 2
-	22.00 [.866]	28.92 [1.139]	22.18 [.873]	20.0 [.787]	21	2- 84953- 1
.50	21.00 [.827]	27.92 [1.099]	21.18 [.834]	19.0 [.748]	20	2- 84953- 0
-	20.00 [.787]	26.92 [1.060]	20.18 [.794]	18.0 [.709]	19	1- 84953- 9
.50	19.00 [.748]	25.92 [1.020]	19.18 [.755]	17.0 [.669]	18	1- 84953- 8
-	18.00 [.709]	24.92 [.981]	18.18 [.716]	16.0 [.630]	17	1- 84953- 7
.50	17.00 [.669]	23.92 [.942]	17.18 [.676]	15.0 [.591]	16	1- 84953- 6
-	16.00 [.630]	22.92 [.902]	16.18 [.637]	14.0 [.551]	15	1- 84953- 5
.50	15.00 [.591]	21.92 [.863]	15.18 [.598]	13.0 [.512]	14	1- 84953- 4
-	14.00 [.551]	20.92 [.824]	14.18 [.558]	12.0 [.472]	13	1- 84953- 3
.50	13.00 [.512]	19.92 [.784]	13.18 [.519]	11.0 [.433]	12	1- 84953- 2
-	12.00 [.472]	18.92 [.745]	12.18 [.480]	10.0 [.394]	11	1- 84953- 1
.50	11.00 [.433]	17.92 [.705]	11.18 [.440]	9.0 [.354]	10	1- 84953- 0
-	10.00 [.394]	16.92 [.666]	10.18 [.401]	8.0 [.315]	9	84953- 9
.50	9.00 [.354]	15.92 [.627]	9.18 [.361]	7.0 [.276]	8	84953- 8
-	8.00 [.315]	14.92 [.587]	8.18 [.322]	6.0 [.236]	7	84953- 7
.50	7.00 [.276]	13.92 [.548]	7.18 [.283]	5.0 [.197]	6	84953- 6
-	6.00 [.236]	12.92 [.509]	6.18 [.243]	4.0 [.157]	5	84953- 5
.50	5.00 [.197]	11.92 [.469]	5.18 [.204]	3.0 [.118]	4	84953- 4

THIS DRAWING IS A CONTROLLED DOCUMENT FOR AMP INCORPORATED. IT IS SUBJECT TO CHANGE AND THE CONTROLLING ENGINEERING ORGANIZATION SHOULD BE CONTACTED FOR THE LATEST REVISION.

DIMENSIONS - mm [INCHES]	TOLERANCES UNLESS OTHERWISE SPECIFIED:	DWN WYLEE 14MAY2003	Tyco Electronics Corporation Singapore
	0 PLC ±	CHK SF LEONG	
	1 PLC ±0.2 [.008]	APVD SF LEONG	NAME 1mm FPC CONNECTOR, HORIZONTAL, SURFACE-MOUNT, TOP CONTACT LEAD FREE VERSION
	2 PLC ±0.1 [.004]	PRODUCT SPEC 108-1393	
	3 PLC ±	APPLICATION SPEC 114-1072	SIZE A2
	4 PLC ±	WEIGHT -	CAGE CODE 00779
	ANGLES ±	CUSTOMER DRAWING	DRAWING NO C=84953
	FINISH 4 5		SCALE 4:1 SHEET 1 OF 1 REV A2