

DO NOT SCALE FROM THIS PRINT

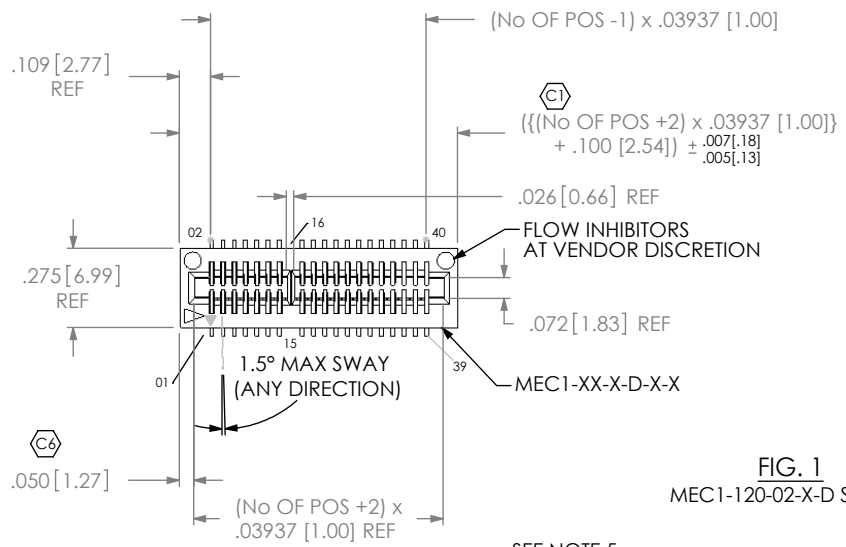
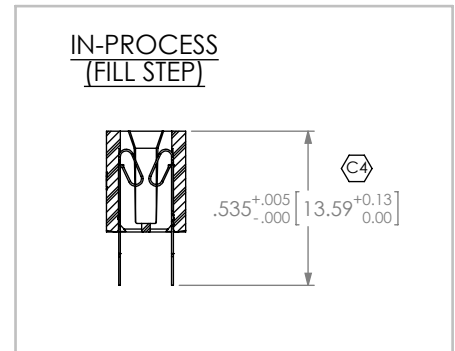
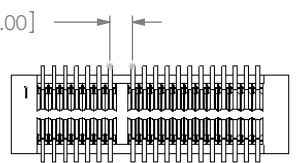
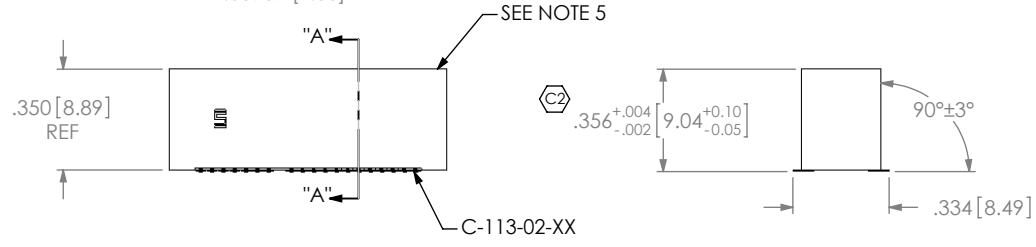


FIG. 1  
MEC1-120-02-X-D SHOWN



MEC1-1XX-XX-XX-D-XX-XX

NO OF POSITIONS  
05, 08, 20, 30, 40, 50, 60 & 70  
(PER ROW, SEE TABLE 2)

CARD THICKNESS  
-02: .062 [1.58] THICK CARD  
(USE MEC1-XX-S-D-X-X)

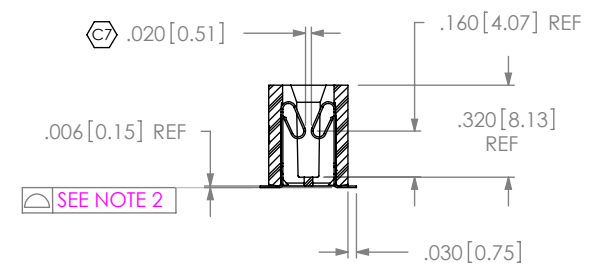
PLATING SPECIFICATION  
-F: FLASH GOLD (USE C-113-02-F)  
-L: LIGHT GOLD (USE C-113-02-L)  
-S: SELECTIVE GOLD (USE C-113-02-S)  
-FM: FLASH GOLD (USE C-113-02-F)/  
MATTE TIN TAILS  
-LM: LIGHT GOLD (USE C-113-02-L)/  
MATTE TIN TAILS  
-SM: SELECTIVE GOLD (USE C-113-02-S)/  
MATTE TIN TAILS

OTHER OPTIONS

-LC: LOCKING CLIP (SEE NOTE 8) [AE]  
(SEE FIG. 2)(USE LC-05-TM)  
-A: ALIGNMENT PIN  
(MOLDED, SEE FIG. 4, SHT. 2)  
(USE MEC1-XX-X-D-X-A)  
-K: POLYIMIDE FILM PAD  
(SEE FIG. 6, SHT. 2)(USE K-500-300)  
-TR: TAPE & REEL PACKAGING  
(N/A IN 70 POSITION)(SEE FIG. 5, SHT. 2)

POLARIZED OPTION (SEE TABLE 2)  
-BLANK: BODY IS POLARIZED  
-NP: NO POLARIZATION (-05 THRU -30 ONLY)  
(USE MEC1-XX-X-D-N-X)

ROW SPECIFICATION  
-D: DOUBLE ROW  
(USE MEC1-XX-X-D-X-X)

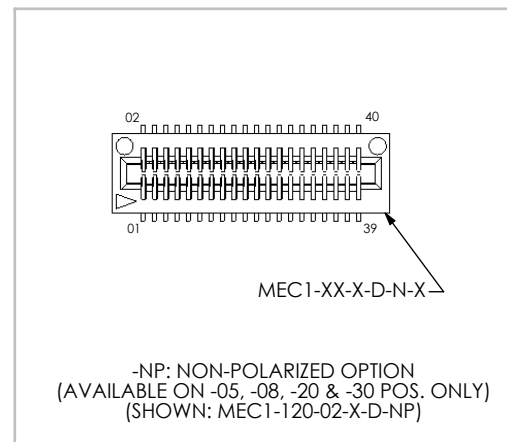


SECTION "A"-"A"

TABLE 2	
No Of POS	POSITIONS POLARIZED
-05	3, 4
-08	5, 6
-20	15, 16
-30	21, 22
-40	31, 32
-50	41, 42
-60	31, 32, 63 & 64
-70	53, 54, 115 & 116

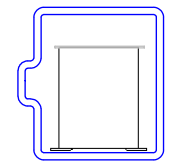
NOTES:

- MINIMUM PUSHOUT FORCE: 10 oz.
- COPLANARITY: POS -05 THRU -26: .004 [.10]  
POS -27 THRU -70: .006 [.15]
- REPRESENTS A CRITICAL DIMENSION.
- PACKAGE ALL POSITIONS IN TUBES.  
(WITH -K OPTION, USE PT-1-24-01-70 TUBE & TP-29 TUBE PLUG)  
(WITHOUT -K OPTION, USE PT-1-24-01-69 TUBE & TP-07 TUBE PLUG)
- MAXIMUM CUT FLASH: .010; FLASH NOT TO EXTEND BELOW LEADS.
- MAXIMUM ALLOWABLE BOW: .002 INCH/INCH AFTER ASSEMBLY.
- MAXIMUM BURR: .003 [.08], BURR DIRECTION TO BE OPPOSITE OF SOLDER PAD AREA
- DUE TO THE HIGH AMOUNT OF INSERTION FORCE NEEDED, THE -LC OPTION IS NOT COMPATIBLE WITH AUTO PLACEMENT. SAMTEC RECOMMENDS MANUAL PLACEMENT FOR ALL ASSEMBLIES WITH THE -LC OPTION.

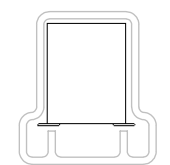


-NP: NON-POLARIZED OPTION  
(AVAILABLE ON -05, -08, -20 & -30 POS. ONLY)  
(SHOWN: MEC1-120-02-X-D-NP)

PACKAGING VIEW



FOR -K OPTION  
TUBE: PT-1-24-01-70  
PLUG: TP-29



NO -K OPTION  
TUBE: PT-1-24-01-69  
PLUG: TP-07

UNLESS OTHERWISE SPECIFIED,  
DIMENSIONS ARE IN INCHES.  
TOLERANCES ARE:  
DECIMALS ANGLES  
.XX: ±.01 [.3] 2°  
.XXX: ±.005 [.13]  
.XXXX: ±.0015 [.038]

PROPRIETARY NOTE  
THIS DOCUMENT CONTAINS INFORMATION  
CONFIDENTIAL AND PROPRIETARY TO  
SAMTEC, INC. AND SHALL NOT BE REPRODUCED  
OR TRANSFERRED TO OTHER DOCUMENTS OR  
DISCLOSED TO OTHERS OR USED FOR ANY  
PURPOSE OTHER THAN THAT WHICH IT WAS  
OBTAINED WITHOUT THE EXPRESSED WRITTEN  
CONSENT OF SAMTEC, INC.

MATERIAL: DO NOT SCALE DRAWING SHEET SCALE: 1.5:1  
INSULATOR:  
VECTRA E130i COLOR: BLACK  
CONTACT:  
BeCu 190 HM  
c:\enterprise\valf\DWG\MISC\MKTG\MEC1-1XX-XX-XX-D-XX-XX-MKT.SLDDRW

520 PARK EAST BLVD, NEW ALBANY, IN 47150  
PHONE: 812-944-6733 FAX: 812-948-5047  
e-Mail: info@SAMTEC.com code: 55322

DESCRIPTION:  
1mm MINI-EDGE CARD ASSEMBLY  
DWG. NO.  
MEC1-1XX-XX-XX-D-XX-XX  
BY: KEVIN B 5/11/2000 SHEET 1 OF 2

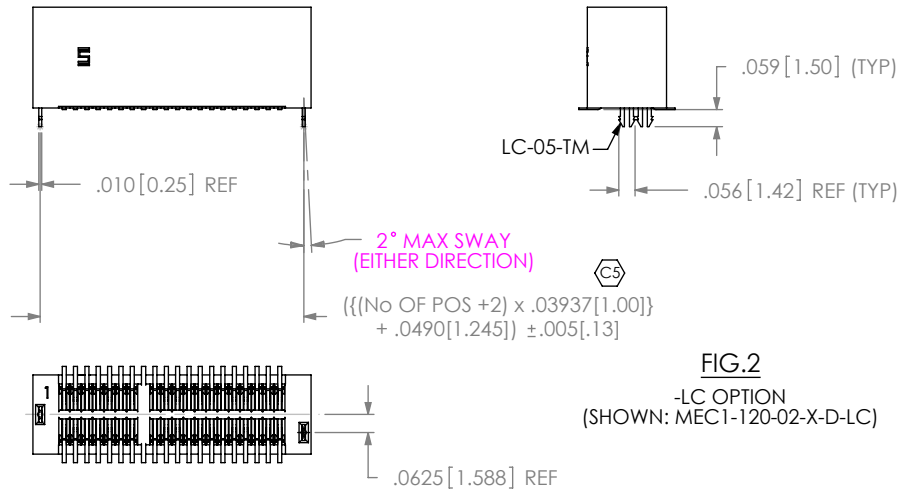


FIG. 2  
-LC OPTION  
(SHOWN: MEC1-120-02-X-D-LC)

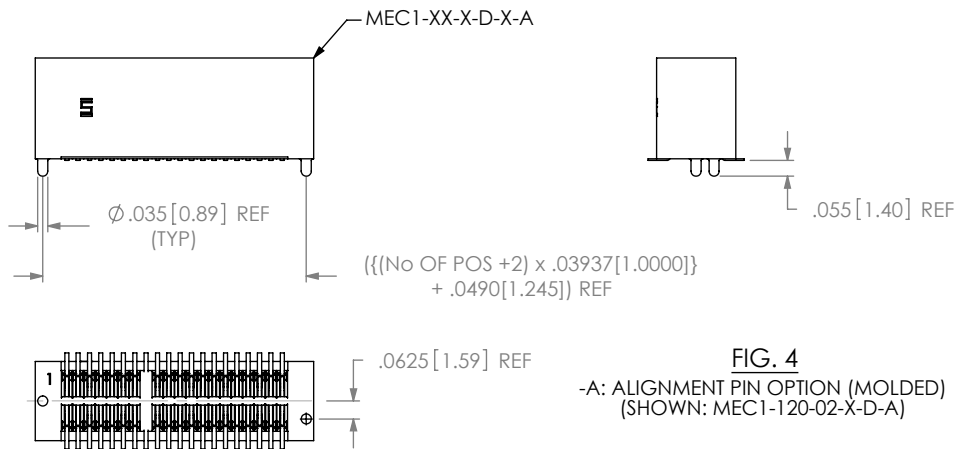


FIG. 4  
-A: ALIGNMENT PIN OPTION (MOLDED)  
(SHOWN: MEC1-120-02-X-D-A)

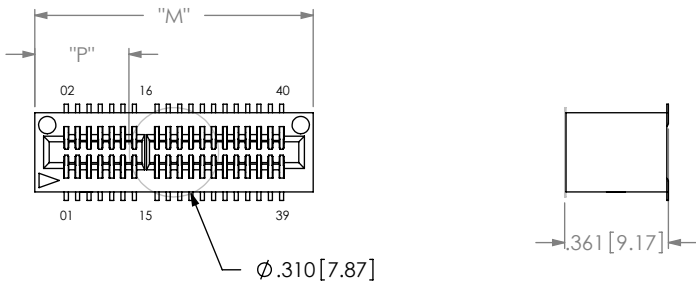
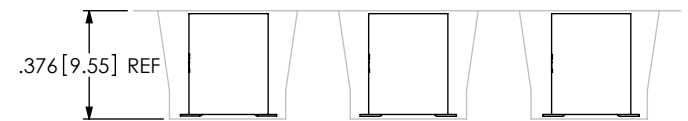
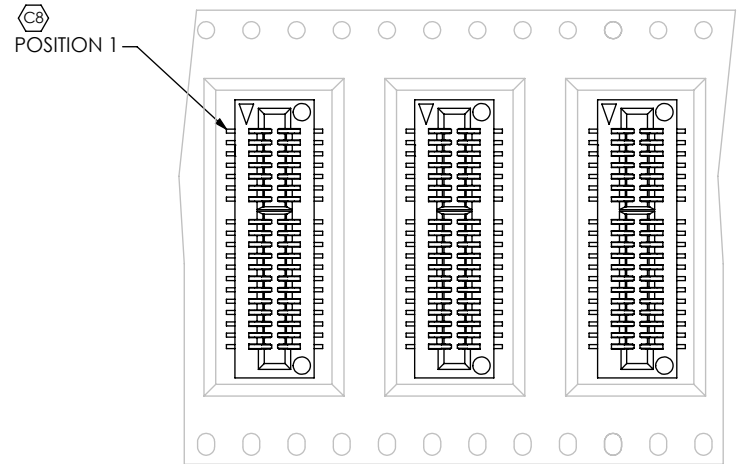


FIG. 6  
-K: POLYIMIDE FILM PAD OPTION  
(SHOWN: MEC1-120-02-X-D-K)

NOTE: "M" = USED MEASURED DIMENSION (REF)  
"P" =  $\{("M" - .310 [7.87]) / 2\} \pm .020 [0.51]$

FIG. 5  
-TR: TAPE & REEL PACKAGING VIEW  
(NOT DRAWN TO SCALE)



USER DIRECTION OF UNREELING →

c:\enterprisevault\DWG\MISC\MKTG\MEC1-1XX-XX-XX-D-XX-XX-MKT.SLDDRW

PROPRIETARY NOTE

THIS DOCUMENT CONTAINS INFORMATION CONFIDENTIAL AND PROPRIETARY TO SAMTEC, INC. AND SHALL NOT BE REPRODUCED OR TRANSFERRED TO OTHER DOCUMENTS OR DISCLOSED TO OTHERS OR USED FOR ANY PURPOSE OTHER THAN THAT WHICH IT WAS OBTAINED WITHOUT THE EXPRESSED WRITTEN CONSENT OF SAMTEC, INC.

DO NOT SCALE DRAWING

SHEET SCALE: 1.5:1



520 PARK EAST BLVD, NEW ALBANY, IN 47150  
PHONE: 812-944-6733 FAX: 812-948-5047  
e-Mail: info@SAMTEC.com code: 55322

DESCRIPTION:  
1mm MINI-EDGE CARD ASSEMBLY

DWG. NO.  
MEC1-1XX-XX-XX-D-XX-XX

BY: KEVIN B 5/11/2000 SHEET 2 OF 2