

# MSTBO 2,5/ 3-G1R

Order No.: 1861031

Illustration shows different articles for putting together the upper part of the housing



<http://eshop.phoenixcontact.de/phoenix/treeViewClick.do?UID=1861031>

Header, Pitch: 5 mm, Number of positions: 3, Color: green, Assembly: Soldering

Commercial data	
EAN	4017918133399
Pack	50 pcs.
Customs tariff	85366990
Weight/Piece	0.001838 KG
Catalog page information	Page 257 (CC-2009)

### Product notes

WEEE/RoHS-compliant since: 01/01/2003



<http://www.download.phoenixcontact.com>  
Please note that the data given here has been taken from the online catalog. For comprehensive information and data, please refer to the user documentation. The General Terms and Conditions of Use apply to Internet downloads.

### Certificates / Approvals



Certification

CB, CSA, CUL, GOST, UL, VDE-PZI

**CSA**

Nominal voltage $U_N$	300 V
Nominal current $I_N$	10 A

**CUL**

Nominal voltage $U_N$	300 V
Nominal current $I_N$	10 A

**UL**

Nominal voltage $U_N$	300 V
Nominal current $I_N$	10 A

**Accessories**

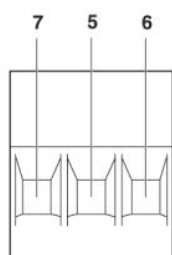
Item	Designation	Description
1759981	MSTB-BF	Mounting flange, for fixing both ends of the header onto the PCB, green insulating material, with M 2 x 14 screws and nuts.
1755477	MSTB-BL	Keying cap, for forming sections, plugs onto header pin, green insulating material

**General**

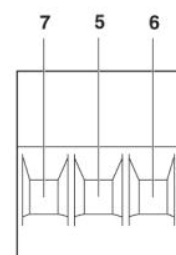
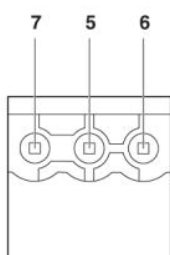
2199618	CR MSTBO-G1	Coding section
---------	-------------	----------------

**Diagrams/Drawings**

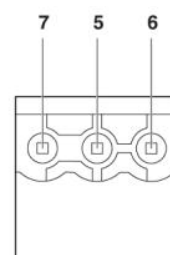
Schematic diagram



Pin assignment right



Pin assignment right



**Address**

PHOENIX CONTACT Deutschland GmbH  
Flachmarktstr. 8  
32825 Blomberg, Germany  
Phone +49 5235 3 12000  
Fax +49 5235 3 41200  
<http://www.phoenixcontact.de>



© 2010 Phoenix Contact  
Technical modifications reserved;