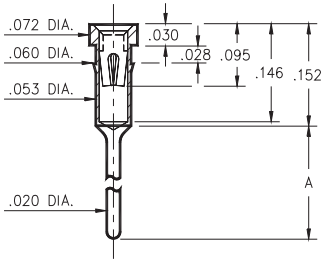


### 1005/1013/8898



Basic Part Number	Length A
1005-0	.138
1013-0	.165
8898-0	.224

NOTE: 8898 is not annealed & not suitable for auto-clinching

**XXXX-0-15-XX-3X-XX-04-0**  
Press-fit in .057 mounting hole  
1/4 hard brass shell for auto-clinching

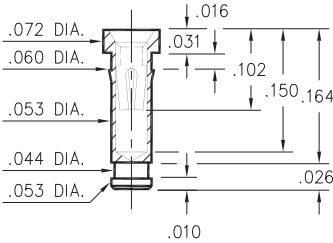
### 0145/0146



Basic Part Number	Length A
0145-0	.300
0146-0	.410

**014X-0-15-XX-30-XX-04-0**  
Press-fit in .059 mounting hole

### 4378



**4378-0-15-XX-30-XX-10-0**  
Press-fit in .057 mounting hole

### 0556



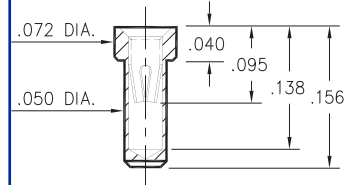
**0556-0-15-XX-30-XX-04-0**  
Press-fit in .059 mounting hole

### 1103



**1103-0-15-XX-30-XX-04-0**  
Press-fit in .057 mounting hole

### 9234



**9234-0-15-XX-30-XX-10-0**  
Solder mount in .052 min. mounting hole

### 0136/37/38/39/41/48/52



Basic Part Number	Length A
0136-0	1.215
0137-0	.560
0138-0	.210
0139-0	.635
0141-0	.700
0148-0	.455
0152-0	.410

**01XX-0-15-XX-30-XX-04-0**  
Press-fit in .057 mounting hole

### 0447



**0447-0-15-XX-30-XX-04-0**  
Press-fit in .056 mounting hole

### 5660



**5660-0-15-XX-30-XX-10-0**  
Solder mount in .051 min. mounting hole

#### SPECIFICATIONS

**SHELL MATERIAL:**  
Brass Alloy 360, 1/2 Hard

**CONTACT MATERIAL:**  
Beryllium Copper Alloy 172, HT

**DIMENSION IN INCHES**  
**TOLERANCES ON:**  
LENGTHS: ±.005  
DIAMETERS: ±.002  
ANGLES: ± 2°

**ORDER CODE: XXXX - X - 15 - XX - XX - XX - XX - 0**

**BASIC PART #**

**SPECIFY SHELL FINISH:**  
01 200µ" TIN/LEAD OVER NICKEL  
◇ 80 200µ" TIN OVER NICKEL (RoHS)  
◇ 15 10µ" GOLD OVER NICKEL (RoHS)

**SPECIFY CONTACT FINISH:**  
02 100µ" TIN/LEAD OVER NICKEL  
◇ 84 100µ" TIN OVER NICKEL (RoHS)  
◇ 27 30µ" GOLD OVER NICKEL (RoHS)



**SELECT CONTACT**

#30 or #32 CONTACT (DATA ON PAGES 218 & 219)