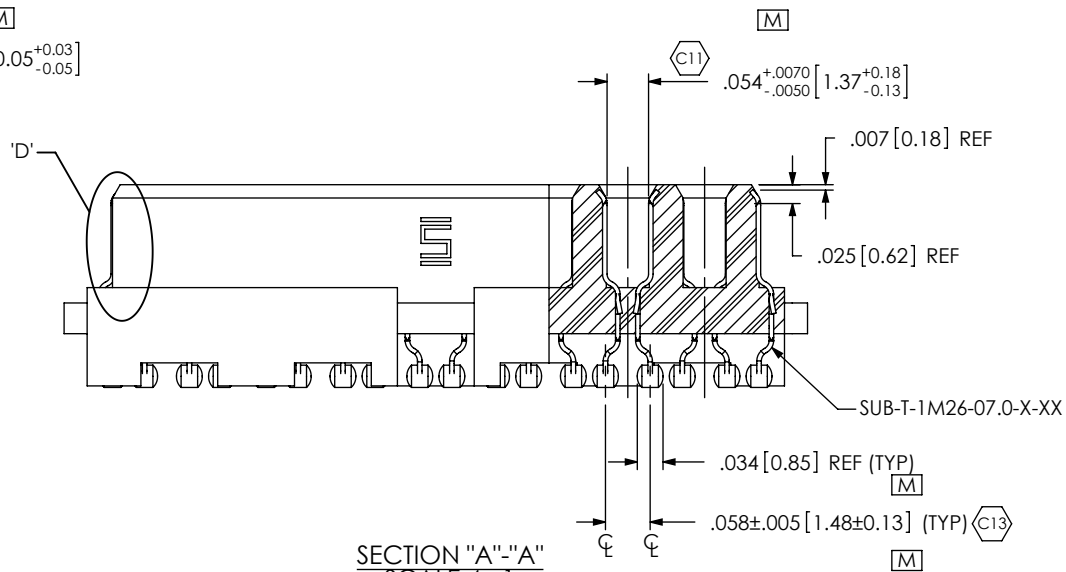
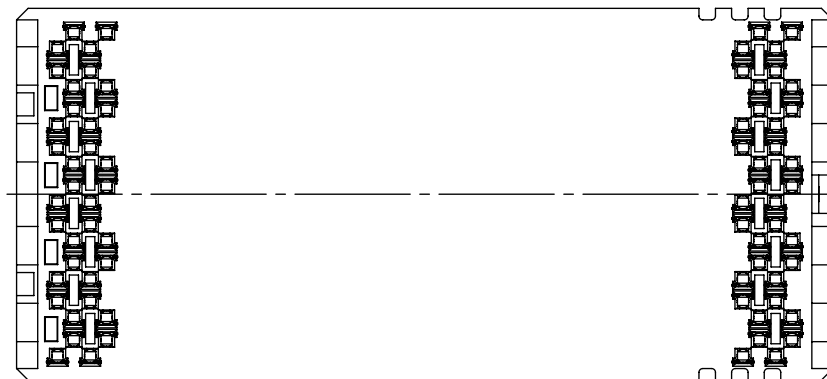


DETAIL 'D'
SCALE TO: 1



SECTION "A"-"A"
SCALE 4:1



(BOTTOM VIEW PROJECTED FROM SHEET 1)
(ALL TERMINALS NOT SHOWN FOR CLARITY)

PROPRIETARY NOTE
THIS DOCUMENT CONTAINS INFORMATION CONFIDENTIAL AND PROPRIETARY TO SAMTEC, INC. AND SHALL NOT BE REPRODUCED OR TRANSFERRED TO OTHER DOCUMENTS OR DISCLOSED TO OTHERS OR USED FOR ANY PURPOSE OTHER THAN THAT WHICH IT WAS OBTAINED WITHOUT THE EXPRESSED WRITTEN CONSENT OF SAMTEC, INC.

DO NOT SCALE DRAWING

SHEET SCALE: 2:1



520 PARK EAST BLVD. NEW ALBANY, IN 47150
PHONE: 812-944-6733 FAX: 812-948-5047
e-Mail: info@SAMTEC.com code: 5332

DESCRIPTION:
.085 PITCH DP TERMINAL ASSEMBLY

DWG. NO. DPAM-XX-07.0-X-X-X-XX

BY: CHAD F 6/3/2003 SHEET 2 OF 4

FIG. 2
 DPAM-23-07.0-H-8-1-A SHOWN
 (SAME AS FIG. 1, EXCEPT AS SHOWN)
 [ALL TERMINALS NOT SHOWN FOR CLARITY]

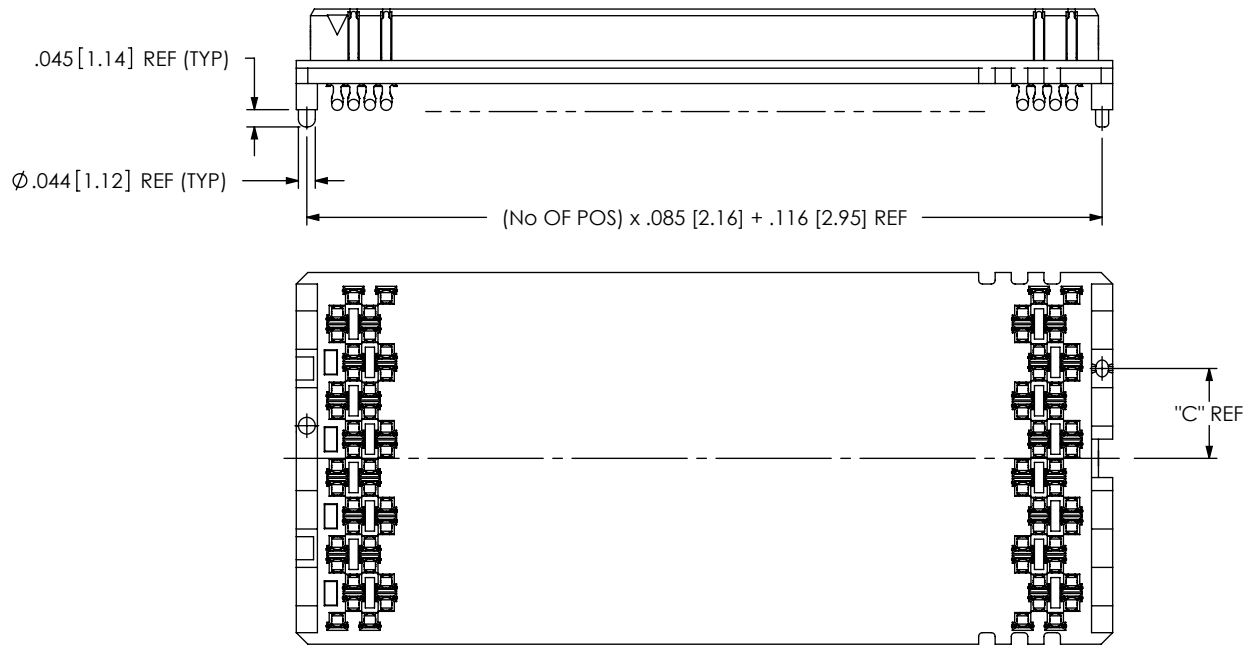


FIG. 3
 DPAM-23-07.0-H-8-1-A-K SHOWN
 (SAME AS FIG. 1, EXCEPT AS SHOWN)
 (ALL TERMINALS NOT SHOWN FOR CLARITY)

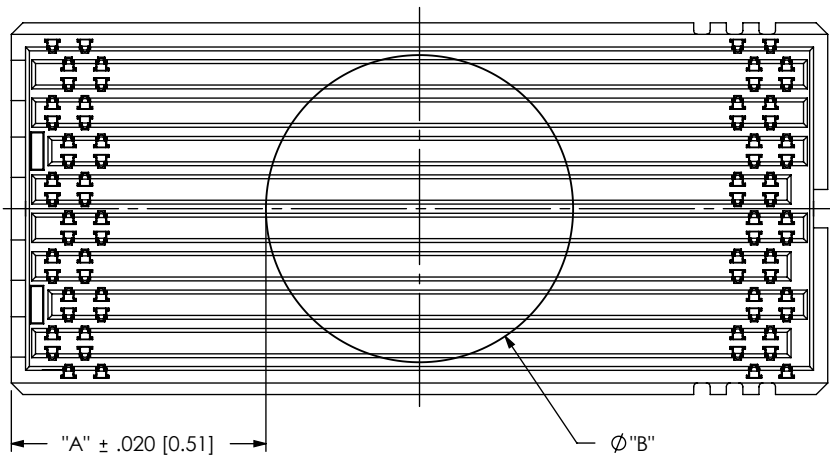
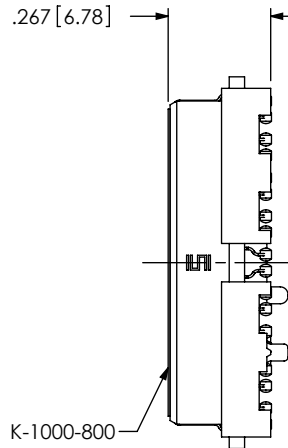


TABLE 2			
ROW OPTION	# OF POSITIONS	DIM "A"	DIA "B"
3 ROW	4,6,8,15,23,30	"A" = $((\text{No OF POS}) \times .085 [2.16]) / 2 - .064 [1.63]$.30 [7.5]
8 ROW	4,6	"A" = $((\text{No OF POS}) \times .085 [2.16]) / 2 - .314 [7.98]$.30 [7.5]
8 ROW	8,15,23,30	"A" = $((\text{No OF POS}) \times .085 [2.16]) / 2 - .314 [7.98]$.80 [20.3]



PROPRIETARY NOTE
 THIS DOCUMENT CONTAINS INFORMATION CONFIDENTIAL AND PROPRIETARY TO SAMTEC, INC. AND SHALL NOT BE REPRODUCED OR TRANSFERRED TO OTHER DOCUMENTS OR DISCLOSED TO OTHERS OR USED FOR ANY PURPOSE OTHER THAN THAT WHICH IT WAS OBTAINED WITHOUT THE EXPRESSED WRITTEN CONSENT OF SAMTEC, INC.

DO NOT SCALE DRAWING

SHEET SCALE: 2:1



520 PARK EAST BLVD, NEW ALBANY, IN 47150
 PHONE: 812-944-6733 FAX: 812-948-5047
 e-Mail: info@SAMTEC.com code: 55322


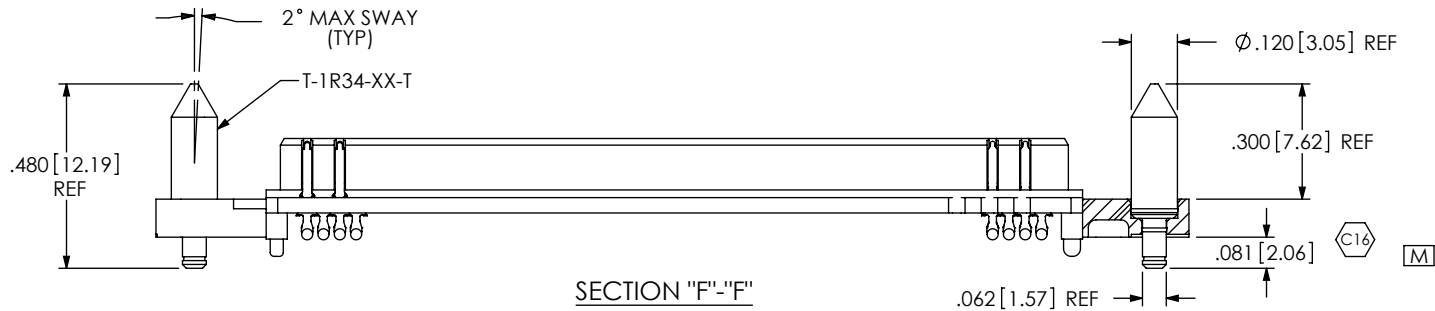

DESCRIPTION: .085 PITCH DP TERMINAL ASSEMBLY

DWG. NO. DPAM-XX-07.0-X-X-X-XX

BY: CHAD F 6/3/2003 SHEET 3 OF 4

FIG. 4

* DPAM-23-07.0-H-3-X-A-GP SHOWN
 (SAME AS FIG. 1, EXCEPT AS SHOWN)
 (ALL TERMINALS NOT SHOWN FOR CLARITY)
 (NOT AVAILABLE ON 8 ROW) (23 POSITION ONLY)
 * = NOT RELEASED FOR PRODUCTION



PROPRIETARY NOTE
 THIS DOCUMENT CONTAINS INFORMATION
 CONFIDENTIAL AND PROPRIETARY TO
 SAMTEC, INC. AND SHALL NOT BE REPRODUCED
 OR TRANSFERRED TO OTHER DOCUMENTS OR
 DISCLOSED TO OTHERS OR USED FOR ANY
 PURPOSE OTHER THAN THAT WHICH IT WAS
 OBTAINED WITHOUT THE EXPRESSED WRITTEN
 CONSENT OF SAMTEC, INC.

DO NOT SCALE DRAWING

SHEET SCALE: 2:1

samtec	
520 PARK EAST BLVD, NEW ALBANY, IN 47150 PHONE: 812-944-6733 FAX: 812-948-5047 e-Mail: info@SAMTEC.com code: 55322	
DESCRIPTION: .085 PITCH DP TERMINAL ASSEMBLY	
DWG. NO. DPAM-XX-07.0-X-X-X-XX	
BY: CHAD F	6/3/2003
SHEET 4 OF 4	